

Inside Stitches

281-320-0133

www.3stitches.com

7822 Louetta Road
Spring, Texas 77379

Volume 2 – Number 1
January, February, March

As we are approaching a new year, we wish to thank you for your continued support though this year and the one to come. With your help, we can all have a shop to be proud of with lots of stitching supplies. While it is cold outside or



Stoney's Ward

raining, as it always is here in Texas, use your time wisely by getting started on those projects for the holidays ahead or for those projects you have wanted to do for yourself and have never gotten done. Set some goals and come let us help you in selecting the correct fabric and threads. We have a staff of professional helpers here for you. Yes, everyone behind the counter does know how to stitch both on linen and needlepoint. After all if you can count threads on one, you can count threads on the other. Don't forget to bring your questions when you come in. If you have a question, we have an answer. We are shorthanded with help so you may have to pull your own threads or whatever is necessary to help while

you are here but questions, we can answer.



Happy New Year's!

Open New Year's Eve until Midnight
Saturday, December 31

Come to a "late night stitch in" and bring in the New Year with us. It is party time at **3 Stitches**. Bubbly will be furnished so bring your favorite snack.

Mini Filled Shells

package of Phyllo cups aka tartlets or mini shells

¼ tsp. pepper jelly


small chunk of Brie (1/2 inch cubes)

sliced almonds

place Phyllo cups on baking sheet



Tuesday-Saturday 10:00 am – 5:00 pm Late Night Tuesday 'til 7:00 pm
"We Keep You In Stitches"



place jelly in cups followed by
Brie chunk and sliced almonds
Bake at 350 until cheese melts

Thank you Susan for sharing this recipe.

Lemon Cream Bonbons

- 2 8 oz. packages of cream cheese softened
- 3 tablespoons lemon juice
- 2 tablespoons lemon peel
- 1 teaspoon lemon extract
- 1 cup confectioners' sugar
- 1 pound dark chocolate candy coating, melted
- 4 ounces white candy coating, melted

In a large bowl, beat the cream cheese, lemon juice, extract, and peel.
Gradually beat in confectioners' sugar. Cover and freeze for two hours.

Using a small ice cream scoop, drop mixture by 1 inch balls onto waxed paper-lined
baking sheets. Cover and freeze for one hour.

Working with a few frozen balls at a time, dip into melted chocolate; allow excess to
drip off. Place on waxed paper lined baking sheets. Let stand until set.

Spool the melted candy coating into a heavy duty re-sealable plastic bag. Cut a small
hole in the corner of bag; drizzle coating over candies. Store in the refrigerator.
Remove from the refrigerator just before serving. Yields about four dozen.

Stitching Tips: To estimate the size of material required to cross stitch, divide the
stitch count by the size of the fabric then add 3 inches on both sides. Find the center of
the pattern and the center of the fabric and count up to the top. Work from the top
down, not the center out. If you want to know more, sign up for class. The more
classes you attend, the more you know and the easier it is to stitch.

Remember we are here to help you. All you have to do is ask.



Tuesday-Saturday 10:00 am – 5:00 pm Late Night Tuesday 'til 7:00 pm
“We Keep You In Stitches”



Tales From The Teacher

KNOWLEDGE!

Learning in fun! Sign up for the monthly classes which begin in January – Hardanger, Sampler, and Fiber Club. The more you know, the easier it is to stitch. Bring your questions, and get answers. This is a fun time to learn. No question is too easy or too hard.

Classes **must** be paid at the time of reservation. If you need to cancel a class, we must be notified 48 hours prior to the date to receive store credit. Should you need a private class, call for an appointment. Private classes are priced according to supplies and length. If you need help, just ask. We are here to help you.



Hardanger!

Tuesday, January 10 & 24, February 7 & 21,
7:00 PM – 9:00 PM (\$132)



March 13 & 27

Are you ready for another Hardanger project? If so, sign up now for a twice a month for six month class. You will not only know how to start and stop the project you will also learn lots of interesting stitches. Project is stitched on 28 Ct. White Cashel using Soie d' Alger silk threads.

Sampler Club!

Thursday, January 12, February 9, and March 8
7:00 PM – 9:00 PM (\$175)



Tuesday-Saturday 10:00 am – 5:00 pm Late Night Tuesday 'til 7:00 pm
“We Keep You In Stitches”

Inside Stitches

281-320-0133
www.3stitches.com

7822 Louetta Road
Spring, Texas 77379

Volume 2 – Number 1
January, February, March

This year long class meets the second Thursday night of each month. We have combined three different charts into one project on 30 Ct. linen fabric. You will be learning every stitch possible from a basic cross stitch to a knitting stitch. If we can dream it up, we are using it. The piece is stitched on over dyed rustic linen using Sampler Threads and Crescent Colours fibers. The colors are rich and beautiful.

Creepy Characters – Halloween Needlepoint!

Saturday, January 14, February 11, and March 10
9:00 AM – 11:00 PM (Prices differ for each class.)



Join this club and learn all sorts of stitches. This project is made up of 9 different Halloween ornaments to embellish your tree or doors throughout your home. Each class is priced according to threads required. Our needlepoint professional will be teaching this class so get ready to “learn something”.

Fiber Club!

Tuesday, January 17, February 14, and March 20
7:00 PM – 9:00 PM (180.85 first half)



This Fiber Project contains a Texas flair. Stitched on 30 Ct. Linen using every silk thread available, this is the first of a two part project. The first half (first project) is from January thru June and the second half (second project) is from July thru December. They are separate classes and are signed up and paid for separately.

Basic Stitch!

Saturday, January 21 (\$19)
9:00 AM – 11:00 AM



This is the first class in learning the stepping stone for needlework. Learn how to read charts, who is the publisher, and who is the designer. Learn the correct way to start and stop your threads correctly and much more.

Remember there is always something new to learn!
Come to our home to stitch!



Tuesday-Saturday 10:00 am – 5:00 pm Late Night Tuesday ‘til 7:00 pm
“We Keep You In Stitches”

Inside Stitches

281-320-0133
www.3stitches.com

7822 Louetta Road
Spring, Texas 77379

Volume 2 – Number 1
January, February, March



NEW! NEW! NEW!

New merchandise is always arriving. Boxes to be opened line the floors at **3 Stitches** most of the time. One customer (Julie R.) said she enjoys coming in the shop because “There’s always a surprise around you”. We do our best but realize there is always more work to do. Should any of you wish to help out at the shop, please come and see us. Perhaps there is a job for you also. We carry a large inventory. If we carry the chart, we carry the supplies. We are in the stitching business and we want to stitch. If you can’t come in, just check our website www.3stitches.com or email us at 3stitches@3stitches.com and ask us what’s “new”. Our job is to help you so please ask.

Kustom Krafts, Inc. has the “Wolf and Pup” from artwork by Lucie Bilodeau. The entire smoke, khaki, or taupe fabric thread. “Under the Faerie Moon” is The forest scene contains a blue vines in the front.



is covered with stitches using DMC of a unicorn and fairy in a pink dress. background with small flowers and



The Silver Lining has “Laurie” as a single rose with rose buds and leaves. We can’t wait to get the model stitched for the shop. It is a lovely piece that would fit anywhere in your home.



The Cross-Eyed Cricket has two new books out pertaining to “Christmas” and the other is “Sugar Cookies”. Start your project early for next year and be ready. They are perfect for the holidays.

Homespun Elegance has ornaments of birds for the on 30 Ct. Mink from R & R different threads. “All Christmas” is a Christmas heart ornament.



“Merry Birdies” which is three holidays. Models were stitched Reproductions using numerous Hearts Come Home for



Tuesday-Saturday 10:00 am – 5:00 pm Late Night Tuesday ‘til 7:00 pm
“We Keep You In Stitches”

Inside Stitches

281-320-0133
www.3stitches.com

7822 Louetta Road
Spring, Texas 77379

Volume 2 – Number 1
January, February, March

Imaginating, Inc. has socks, and mittens hanging for Christmas next year.



“Holiday Clothesline” with Santa’s hat, coat, on the line. Start the project now and be ready This is a cute chart.

Lynn’s Prints has “Quiltin’ Lesson” with three Amish ladies quilting and a cat waiting patiently waiting under the table. A perfect chart for any quilters room.



Little House Needleworks has alphabets, a house, people, trees, Ct. Cocoa Linen from **Weeks Dye Colours** threads. There is one a place for you to date and initial the piece which by the way should be done on most pieces that you stitch. If you have problems figuring out where to put this information, please let us help you.



“New England Winter Sampler” with and much more. Model stitched on 30 **Works** using **Gentle Arts and Crescent DMC** thread used in the chart. There is

Silver Creek Samplers has “Dove Song”. The sampler was inspired by the well-known Christmas carol, “The Friendly Beasts”. “I,” said the Dove, from the rafters high, “I cooed Him to sleep that he would not cry; we cooed Him to sleep, my mate and I.” “I,” said the Dove, from the rafters high. This is a very unusual cross stitch piece for everyone’s stash.



Country Cottage Needleworks has “Month” with monthly cottages. what the rest of the months will be?



a series entitled “Cottage of the “January” has a blue house. I wonder See how fun needlework is?

Blackbird Design has “Christmas Garden” and “Crowning the Tree”. These two books should be arriving shortly. Sign up now to receive both of these books when they come in. If you always let us know when you want something, we will always call you when it arrives and hold it for you. We take care of you.



Tuesday-Saturday 10:00 am – 5:00 pm Late Night Tuesday ‘til 7:00 pm
“We Keep You In Stitches”

Inside Stitches

281-320-0133
www.3stitches.com

7822 Louetta Road
Spring, Texas 77379

Volume 2 – Number 1
January, February, March



Dames of the Needle has “Crown and Flower Pin Cushion” which is a vintage type pin cushion with crowns.

Nordic Needle book “Nordic Hardanger The book is out of print, but still under purchase copies for you. Come see our purchase this chart.



“Bands III” is back on the shelf again. copyright. As such, we were able to model and take the last chance to

Brenda E. Kocher Designs has some new needlepoint charts for intermediate skill level. “Tootsiebubbles: Rachel’s Ribbons” is a elegant baby announcement done in lovely greens and lavenders. The piece is silver charms of a baby shoe, blocks, rocking horse, Cabin Christmas” is stitched on 18 Ct. Mono Threadworx, Kreinik, Neon Rays, and DMC threads. The the placement of the blocks for the project.



Laura J. Perin Designs has “Turning Leaves” in colors. The design was build around an autumn palette of browns. There are 177 x 177 threads on an 18 Ct. Mono Pearl Cotton and embellished with numerous green and gold beads. “Holiday Ornaments, Series 2” is an American Quilt Collection. There are 4 ornaments with an average size of 4 ½ x 4 ½ when stitched on 18 Ct. These would also be stitched on 18 Ct. Linen fabric from **Zweigart**.



Check our website at www.3stitches.com for more products or email us at 3stitches@3stitches.com with questions regarding “new” products.



Tuesday-Saturday 10:00 am – 5:00 pm Late Night Tuesday ‘til 7:00 pm
“We Keep You In Stitches”



COMING ATTRACTIONS

Tuesday, February 14

Valentine's Day 

Enjoy the love and fellowship with friends.

Friday, February 24

NASHVILLE MARKET



Saturday, March 17

St. Patrick's Day

10:00 AM – 5:00 PM

First Day of Spring

Tuesday, March 20



Tuesday-Saturday 10:00 am – 5:00 pm Late Night Tuesday 'til 7:00 pm

“We Keep You In Stitches”

Inside Stitches

281-320-0133

www.3stitches.com

7822 Louetta Road
Spring, Texas 77379

Volume 2 – Number 1
January, February, March




3 XXX Rated Stitchers First Thursday Evening each month

January 5, February 2, and March 1, 2012
6:30 PM – 8:30 PM

Attend the 3 XXX Rated Stitchers group and catch up on your stitching. We will be learning a **new stitch** each month. Get to know fellow stitchers while working on your projects. Having problems with your current projects? Let us help you!

3 Stitches Gathering



**January 4, 11, 18, and 25
10:00 AM - 12:00 Noon**

Wednesday morning is *stitching time* from 10:00 AM - Noon. Visit with friends and meet new people. Enjoy the morning by starting the day off right. What a great place to stitch - good lighting and share stitching with others who enjoy your interest.



Tuesday-Saturday 10:00 am – 5:00 pm Late Night Tuesday ‘til 7:00 pm
“We Keep You In Stitches”

Inside Stitches

281-320-0133

www.3stitches.com

7822 Louetta Road

Spring, Texas 77379

Volume 2 – Number 1

January, February, March



Internet Group!

Saturday, January 14, February 11, and March 10
12:30 PM to 4:45 PM

Are you a member of the Internet Group? Well you should be! You are missing out on a Saturday afternoon, once a month, of fellowship with other stitchers. Not to mention that you could have more of those projects finished if you were here. We would like to invite you to join us on the 2nd Saturday of every month! Bring your project and come and stitch with us. What a perfect way to spend a Saturday afternoon. If you don't have a project, remember we can help you out. We look forward to having you join us. Receive a "free chart" when you attend.

"The only place where housework comes before needlework is in the dictionary."

Do you know who Stoney is at **3 Stitches**? Tell us when Stoney's birthday is and how old he will be to receive a discount off one item. Did you find the Stoney stamp?



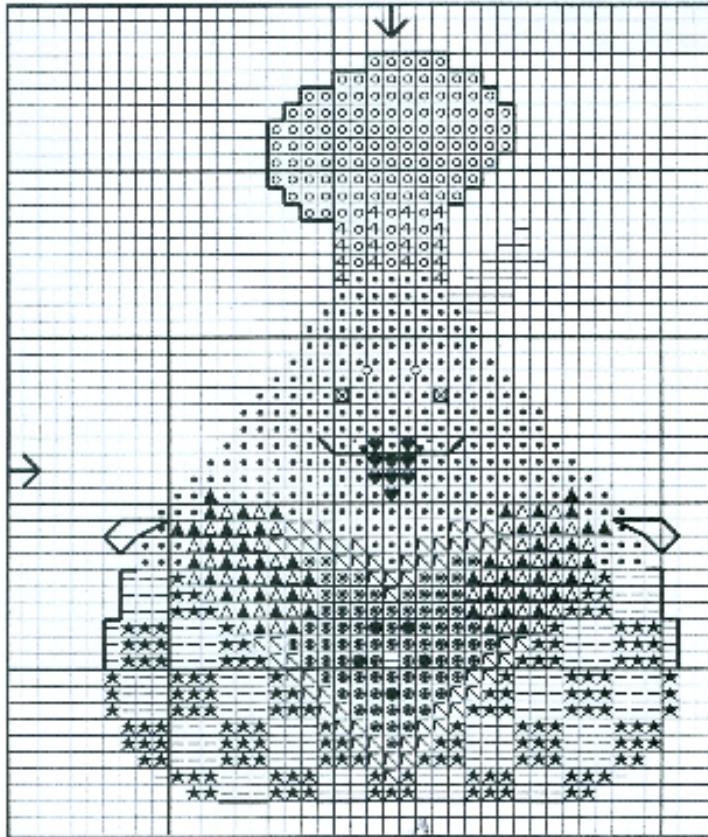
Tuesday-Saturday 10:00 am – 5:00 pm Late Night Tuesday 'til 7:00 pm
"We Keep You In Stitches"

Inside Stitches

281-320-0133
www.3stitches.com

7822 Louetta Road
 Spring, Texas 77379

Volume 2 – Number 1
 January, February, March



©2011 Vicki Lister

"Kiss" the Cook

DESIGN AREA 35W X 45H
 10 count.....3.5 X 4.5
 14 count (28 linen).....2.5 X 3.2
 15 count (30 linen).....2.3 X 3
 16 count (32 linen).....2.2 X 2.8
 Linen worked over two threads.

COLOR CODE	DMC	ANCHOR
○ White	Blanc	1
◊ Caramel	437	362
▲ Pine	469	267
△ Light Pine	471	265
★ Grey	646	8581
● Dark Red	815	44
⊙ Red	817	13
⊕ Blue	827	160
⊗ Pink	3716	25
♥ Rose	3733	75
— Winter White	3865	2
Kretnik #4 Braid	DMC	ANCHOR
● Silver 001	648	900

34 STITCHES
 Mouth..... 3/4 in Rose; 1/4 in Silver

FRENCH KNOT Single Ply
 Eyes..... 3845/1089

BACKSTITCH Single Ply
 Loops on Mitts..... 469/267
 Apron..... 646/8581
 Mouth..... 3832/28
 Hat..... 827/160

cookies

Compliments of
THE CRICKET COLLECTION
 and

Place your shop information over the area below.

All of us at C.C.Cricket are pleased to present "Kiss the Cook" to our customers. We are proud to be an exclusive distributor for their products.

3 Stitches
 7822 Louetta Road
 Spring, TX 77379

SUGGESTIONS "Kiss the Cook" follows in the tradition of the many previously released "Kiss" designs. The original title containing 11 kisses is Cricket Collection Number 278, "Give Us A Kiss" which contains a pattern and assembly instructions for creating ornaments. Most of the previous kisses are featured stitched on 30 count "White" Northern Cross linen or 30 count "Parched Bones" R&R Reproductions over-dyed linen. Please be encouraged to choose a fabric and color that appeals to you. Check color compatibility by gathering your thread choices and laying them across the linen. Try different threads or change the fabric color until you are pleased. This small design can be stitched in no time.

Enjoy!



Tuesday-Saturday 10:00 am – 5:00 pm Late Night Tuesday 'til 7:00 pm
 "We Keep You In Stitches"

Inside Stitches

281-320-0133
www.3stitches.com

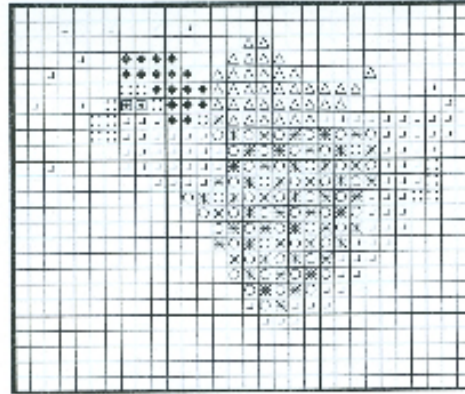
7822 Louetta Road
 Spring, Texas 77379

Volume 2 – Number 1
 January, February, March



3 Stitches
 Spring '08
 #11-287-0122

TINY ANGEL



#1000 Vicini Castings

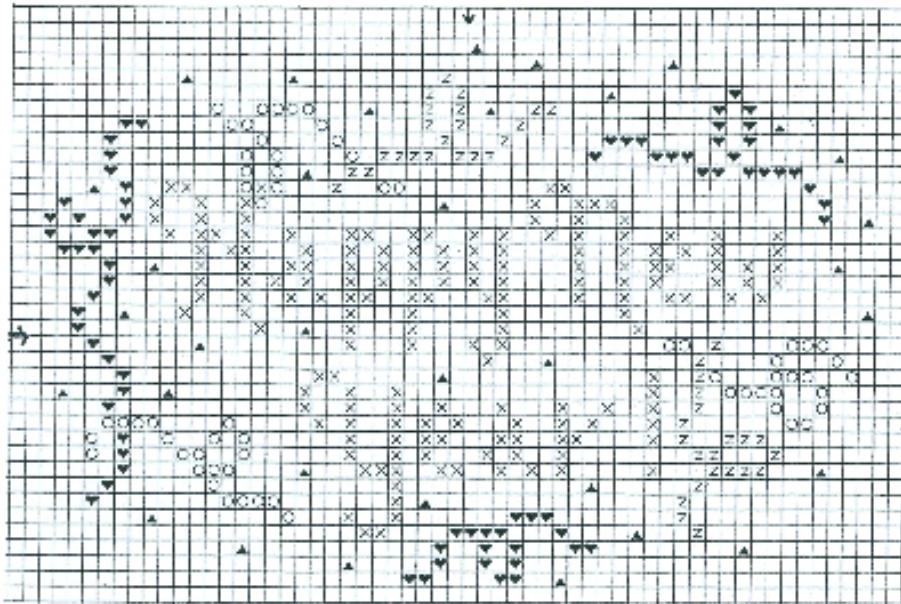
Reproduce by permission of The Cross Stitch Centre Ltd

DESIGN AREA 28W X 20H

COLOR CODE	DMC	ANCHOR
□ White	None	2
△ Aqua	598	167
○ Pale Gold	677	880
◆ Gold	680	901
* Bright Gold	729	800
■ Rose-Pink	760	1022
◻ Pale Pink	818	23

SUGGESTION Scatter this tiny angel everywhere. She will sparkle best on medium to dark fabrics. Consider substituting metallic threads for the gold colored floss. Enjoy!

Happy New Year



30 x 64 2.5 x 3.85

Stitches By Choi
 Waukesha, WI 53188
 262-547-1339

© 2002

Sample Threads

- ▲ Blue Jay
- ♥ Hibiscus
- Z Hyacinth
- X Royal Purple
- Spring Green

Supplies

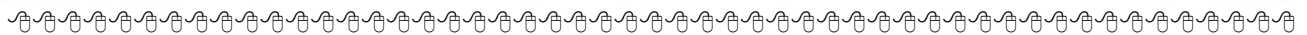
- Linen-28ct Quince Metallic
- Gold Cream
- Fabric for backing
- Fiberfill

Sincere thanks to...

- Loren - Vander Craigs 21D-847-891-0770
- Peter - The Sewing Art 814-855-8848

This design may be copied with permission of Stitches By Choi.
 It cannot be lifted or sold.

3 Stitches
 281-320-0133 • Spring, TX



Tuesday-Saturday 10:00 am – 5:00 pm Late Night Tuesday 'til 7:00 pm
 "We Keep You In Stitches"