

# Inside Stitches

281-320-0133  
[www.3stitches.com](http://www.3stitches.com)

7822 Louetta Road  
Spring, Texas 77379

Volume 25 – Number 4  
October, November, December



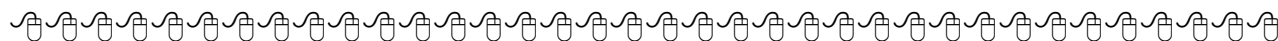
## Stoney's Word

**F**all is in the air but remember in Spring, Texas it is usually hot and doesn't cool off until February. However, there is always time for stitching. Perhaps have people over for a stitching evening and discuss your holiday plans. Serve desert and some apple cider. Come in and let us help you plan your project for the evening. You pick the chart and we do the rest. Remember to always ask questions as we have answers. What we don't know we know someone who does.

You also might want to join some of our groups which meet here at the shop. There are the Wednesday stitchers which meet every Wednesday morning from 10:00 am to 12:00. Bring your stitching project and come and join us on the second Saturday of the month from 12:30 to 4:45 pm stitching.



**Friday, October 31, 2025**  
**10:00 am – 5:00 pm**  
**Get a treat with your purchase.**



Tuesday-Saturday 10:00 am – 5:00 pm

Late Night Tuesday 'til 7:00 pm

“We Keep You In Stitches”

Page 1 of 14

# Inside Stitches

281-320-0133  
[www.3stitches.com](http://www.3stitches.com)

7822 Louetta Road  
Spring, Texas 77379

Volume 25 – Number 4  
October, November, December



## Apricot Balls

1 ½ cups dried apricots, ground  
2 cups flake coconut  
MIX  
Then add 2/3 cup Eagle Brand milk  
1 Tablespoon grated orange rind  
MIX

Form into balls then roll in powdered sugar.



## Pumpkin Pie

2 eggs, beaten  
1 can (1 lb.) Del Monte Pumpkin  
½ cup granulated sugar  
¼ cup brown sugar, firmly packed  
¼ tsp. salt  
1 ¼ tsp. cinnamon  
1 tsp. ginger  
¾ tsp. nutmeg  
2/3 cup milk  
2/3 cup (5 1/2 oz. can) evaporated milk  
1 9-inch pastry shell, unbaked



Combine eggs and pumpkin. Blend in sugars, salt and spices. Add milk; mix well. Pour into pastry shell. Bake at 400 degrees, 50 minutes or until knife inserted halfway between center and outer edge comes out clean. Cool.



Tuesday-Saturday 10:00 am – 5:00 pm

Late Night Tuesday 'til 7:00 pm

“We Keep You In Stitches”

Page 2 of 14

# Inside Stitches

281-320-0133  
[www.3stitches.com](http://www.3stitches.com)

7822 Louetta Road  
Spring, Texas 77379

Volume 25 – Number 4  
October, November, December



## Stitching Tips: Helpful Hints


Before framing or finishing. Wash cross stitch in cold water and rinse. I use the bathroom sink or a tub to wash my fabric in. Rinse the piece in the cold water. Add your soap. Baby shampoo or a mild detergent in the best. Avoid soaps that have additives such as softeners or fragrances.



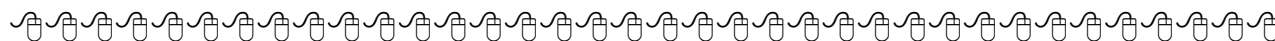
Wash gently taking the fabric up and down. Empty the soapy water and run your cold water. Rinse several times. Empty water. Do not wring your fabric. Gently fold it over and finger press it down over the bathroom sink or tub to release the water.

Lay the piece on a towel and gently iron it on the wrong side. Do not iron on the right side. Hang the piece up to dry on a coat hanger so the air can go through. Let dry at least overnight before framing or finishing.

If having a picture framed professionally, you should always check that the framer laces and stretches the work – if they mention glue or sticky backing board, go somewhere else. To mount your work yourself buy some acid-free mounting board, in a color that will not show through the embroidery. Cut the mounting board to fit inside your picture frame, remembering to allow for the thickness of fabric pulled over the edges of the board.



*Remember we are here to help you. All you have to do is ask*



Tuesday-Saturday 10:00 am – 5:00 pm

Late Night Tuesday ‘til 7:00 pm

“We Keep You In Stitches”

Page 3 of 14

# Inside Stitches

281-320-0133

[www.3stitches.com](http://www.3stitches.com)

7822 Louetta Road

Spring, Texas 77379

Volume 25 – Number 4

October, November, December



Tales From The Teacher

**K**nowledge brings wisdom and

wisdom brings ease of needlework. The more you know the easier and more relaxing it is. When I sit down in a chair, I sit down with a needle in my hand. Stitching becomes very relaxing after a stressful event. It takes out the frustration.

Classes allow you to meet people with the same interest. It opens up a whole new world of needlework. Come ask questions and get answers.

It is a fun event that will make you more relaxed in the needlework world. Learning becomes fun when shared with others. All of us learn together. We develop friendships through the needlework world. So many people would have never known each other had they not met here at this shop. Come join us for friendship and relaxation. We would love to have you.

Classes **must** be paid at the time of reservation. If you need to cancel a class, we must be notified 24 hours prior to the date to receive store credit. Should you need a private class, call for an appointment. Private classes are priced according to supplies and length. If you have a question, just ask.

## Saturday Stitches!

Saturday, October 11, November 8, & December 13

12:30 PM – 4:45 PM



Tuesday-Saturday 10:00 am – 5:00 pm

Late Night Tuesday 'til 7:00 pm

“We Keep You In Stitches”

Page 4 of 14

# Inside Stitches

281-320-0133

[www.3stitches.com](http://www.3stitches.com)

7822 Louetta Road

Spring, Texas 77379

Volume 25 – Number 4

October, November, December



Join us the 2<sup>nd</sup> Saturday of each month for a visit and stitch afternoon. Stitchers enjoy meeting new friends and visiting with old friends. You can visit with people who share your same interest. You can get those projects finished. Who knows what new stitchers you may meet. Have an afternoon to remember.

## Sampler Class!

Thursday, January 8, February 12, March 12, 2026

7:00 PM – 9:00 PM



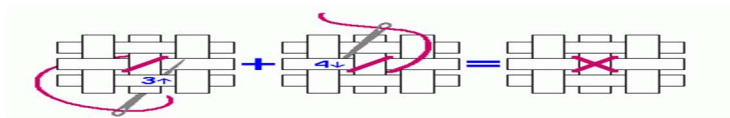
We will start in January and meet once a month until the piece is finished. The piece is stitched on 28 Ct. Matter's Tea Towel Linen by Dames of the Needle. We will be stitching with Classic Colorworks, Gentle Art, and Weeks Dye Works overdyed threads. There are numerous different colors. Lots of stitches to learn and different ways to show shading. Upside down stitching as well as regular crosses. The proper way to stitch borders. Different techniques to learn in the stitching world. Sign up now so we can have your kit ready when class begins.

## Stitching on Linen

Saturday, October 18

9:00 AM–11:00 AM

(\$35.00)



Come join us as we stitch on linen fabric. See how easy this can be. We will be stitching on 20 Ct. Tin Roof fabric from Weeks Dye Works using DMC threads. All supplies included plus class.

## Basic Hardanger

Saturday, November 22

9:00 AM – 11:00 AM

(\$40.00)



Have you ever wanted to do Norwegian embroidery? Here is your chance to learn. Sign up now and come and learn the basic. What is a Kloster block? How to weave or wrap bars. Sign up now!



Tuesday-Saturday 10:00 am – 5:00 pm

Late Night Tuesday 'til 7:00 pm

“We Keep You In Stitches”

Page 5 of 14

# Inside Stitches

281-320-0133  
[www.3stitches.com](http://www.3stitches.com)

7822 Louetta Road  
Spring, Texas 77379

Volume 25 – Number 4  
October, November, December



## Late Afternoon Stitching

Saturday, October 25

5:00 pm – 9:00 pm (\$5.00)



**Sign up**, bring a snack, and come stitch the early evening away. You will enjoy the relaxed surroundings. Visit with old friends and meet new ones. This is an early evening we promise you will be glad that you attended.



Additional classes will be offered  
Check our website at [www.3stitches.com](http://www.3stitches.com)



through the year ahead.  
for details.

Remember to always sign up early as we have to prepare a kit for you. Getting supplies takes longer than in the past.

*Remember there is always something new to learn!*

Come to our home to stitch!



Tuesday-Saturday 10:00 am – 5:00 pm

Late Night Tuesday 'til 7:00 pm

“We Keep You In Stitches”

Page 6 of 14



# Inside Stitches

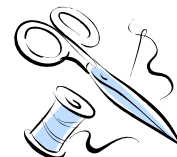
281-320-0133  
[www.3stitches.com](http://www.3stitches.com)

7822 Louetta Road  
Spring, Texas 77379

Volume 25 – Number 4  
October, November, December



**New! New!  
New!**



*The Virtual Market is over and all the new merchandise is arriving daily. Lots and lots of “new” merchandise is available. Designers have been sending in emails featuring the new charts, threads, fabrics, etc. .*

*Remember all designers do not work at the same speed.*

*Remember we are a well stocked and established shop.*

Designers design, we see, and we want. Who ever heard of anyone having **too much stash**? If you are looking for something special, give us a call. We either have it, it is on its way to the shop, or we can get it. We not only have a **website** but a **retail shop**. Our shop has the items needed to complete a project – chart, fabric, thread, embellishments, etc. We are in the needlework business!

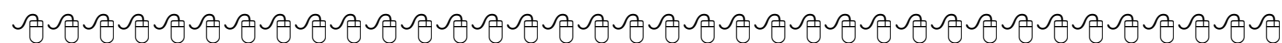
**3 Stitches** is a “one stop shop”. We not only know where to get the project but also how to do the project. We have a website, [www.3stitches.com](http://www.3stitches.com) or you can always email us at [3stitches@3stitches.com](mailto:3stitches@3stitches.com) with questions. Come in and let us help you.

**Praiseworthy Stitches** has released “Simply Gifts-Harvest”. model was stitched on 32 Ct. Parchment Linen from Weeks Works. Weeks Dye Works and Gentle Art threads were used. the scarecrows in the design. The stitch count is 212 x 204. kits made up with all the Remember you could comfortable with. Just Ct. French Country Beads from Mill Hill and Button Company were fantastic Halloween party. Put on your bag. You will enjoy every minute of



supplies to stitch this stitch this design on any size fabric that you are ask. “Midnight Boo! model was stitched on 28 Golden Needle from Wichelt. buttons from Just Another used. You are invited to a costume and bring your treat stitching this piece. “Acorn

The  
Dye  
I love  
We have  
piece.



Tuesday-Saturday 10:00 am – 5:00 pm

Late Night Tuesday ‘til 7:00 pm

“We Keep You In Stitches”

Page 7 of 14

# Inside Stitches

281-320-0133  
[www.3stitches.com](http://www.3stitches.com)

7822 Louetta Road  
 Spring, Texas 77379

Volume 25 – Number 4  
 October, November, December



Biscornu” was stitched on 32 Ct. Cornsilk Linen from Weeks Dye Works with thread from Gentle Art and a button from Just Another Button Company. We have this kitted up and ready to purchase. If you can’t come in, just call and we will send the kit to you.

“Tiny Quaker Etui Kit” has everything you will need to complete this project. From a bell pull to the pin cushion to the scissor fob. There are charms, beads, clasp for the scissor fob and more. “Wee Quaker Berry Kit” is a scissor fob. The beads, scissor charm, there for finishing. “Christmas Flower” has all materials and complete finishing included. “Stars & Stripes Stacker” is the latest stacker and is getting a jump on celebrating the 250<sup>th</sup> anniversary of the USA. An antique spool will be included in the chart. Come see al our project bags.



**Waxing Moon Designs** has “Halloween Saltbox” with ghosts, pumpkin, moon and much more. A fun Halloween piece to stitch count you would like. Model was stitched on 30 Ct. Mocha Linen Weeks Dye Works with Weeks Dye Works thread and there is a Alternate of threads.



house,  
 on any  
 from  
 DMC

**Mirabilia Designs** has on 32 Ct. Dark Hill beads and #4 threads made an



“Mira Fairy” by Nora Corbett. Model was stitched Chestnut Linen. DMC floss was used with Mill Kreinik Braid. Blending of two different DMC interested affect.

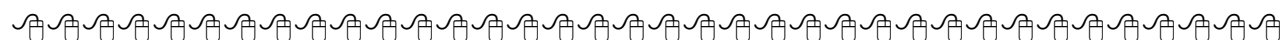
**Heart in Hand** has “Quilted Tiny Town” If you haven’t seen these, you should. There is everyone. “Quilted Frill” is a quilt on the side



added to their series of towns. something for of a house with trees.



“Wee Santa 2025” is the 30<sup>th</sup> Santa by Cecilia. **Congratulations on your 30<sup>th</sup> anniversary.** This chart has Santa with ducks. All bright and cheerful.



Tuesday-Saturday 10:00 am – 5:00 pm

Late Night Tuesday ‘til 7:00 pm

“We Keep You In Stitches”

Page 8 of 14



# Inside Stitches

281-320-0133  
[www.3stitches.com](http://www.3stitches.com)

7822 Louetta Road  
 Spring, Texas 77379

Volume 25 – Number 4  
 October, November, December



**Little House Needleworks** has a snowman. The piece is silk which gives it that elegant



has “A Frosty Winter” with lots of trees and stitched with Classic Colorworks Bell Soie shiny look.

**Imaginating** has “Boo Crew & Pumpkins Too!” decorative hats. The chart is printed large and everyone. Model stitched on 14 Ct. changed to your favorite fabric.



has three ghosts with very easy to see for Aida but it could be

“Autumn Welcome” has the word Welcome with fall leaves going down the sides. “White Mountain Dream”



has lots of trees,



“Caught In The Act” has a cat climbing the stairs to pull the top off a Christmas tree. Start stitching now and it will be ready for the holidays. of these days.....:

sky, and clouds.



“Eyeroll” has a verse with “One

**Tiny Modernist** has a “Mouse’s Pumpkin Pie” more. The model was stitched on 28 Ct. some instructions on stitching. However, you questions before you start.



with a turkey, flowers, and Mushroom Lugana with might want to ask us some

**Country Cottage Needleworks** has “Monthly Mini Village” the October released. It has lots and lots of pumpkins and



and has houses.

**Twin Peak Primitives** has “Steampunk Series” Christmas Factory which is stitched with DMC floss on 14 Ct. or 28 Ct. Grey Linen. “Steampunk Series” Witch Factory that has 10 different Grey Linen. Factory has 13 or 28 Ct. Grey Linen. patriotic chart with red, white, sunflowers, a chicken, and people.



DMC colors on 14 Ct. or 28 Ct.

“Steampunk Series” Sewing different DMC colors on 14 Ct.

“Stars and Stripes 1776” is a blue of course. Then there is an American flag,



Tuesday-Saturday 10:00 am – 5:00 pm

Late Night Tuesday ‘til 7:00 pm

“We Keep You In Stitches”

Page 9 of 14

# Inside Stitches

281-320-0133

[www.3stitches.com](http://www.3stitches.com)

7822 Louetta Road

Spring, Texas 77379

Volume 25 – Number 4

October, November, December



**Rosewood Manor** has “Witch stitched on 32 Ct. fabric with DMC a bird on a broom. There is a “Stay A Spell” has park your broom pieces for your stitching fun.



“Parking Only” and was floss. It has a verse and companion piece also. and two more mini

**Silver Creek Samplers** has “To Have and to Fold” with DMC threads. It is a and would be lots of fun to Christmas ornaments that everyone needs to perhaps



real clever stitch. “Love are perfect for put this on your must have list.



which was stitched saying that Diane did Came Down” has three the season. I suggest

**La-D-Da** has “Ghost Pumpkin” Halloween as some of you call them. clever design to stitch. Remember it stitch you stitch that is the test.



which would be a quick stitch for I would say it was just a relaxing and is not how fast you stitch, it is how well

**The Blue Flower** has “Spooky Shoebill” with tall cranes and the word Boo. This is an interesting design to stitch. DMC, Weeks Dye Works, and Classic Colorworks threads are used in the chart. A mixture of solid and overdyed threads for an interesting affect.



## HELP WANTED!

*Think you would enjoy knowing the latest in the needlework world? Want to learn more about the industry? Perhaps you would enjoy being part of our team? If this sounds like something that you would like to do, please come and see Pam.*



Tuesday-Saturday 10:00 am – 5:00 pm

Late Night Tuesday ‘til 7:00 pm

“We Keep You In Stitches”

Page 10 of 14

# Inside Stitches

281-320-0133

[www.3stitches.com](http://www.3stitches.com)

7822 Louetta Road

Spring, Texas 77379

Volume 25 – Number 4

October, November, December




## COMING ATTRACTION



### 3 Stitches Gathering

October 1, 8, 15, 22, and 29

10:00 AM - 12:00 Noon



Wednesday morning is ***stitching time*** from 10:00 AM – 12:00 PM. Enjoy the morning by starting the day off right. What a great place to stitch - good lighting and share stitching with others who enjoy your interest. Be a part of a group who enjoys stitching and having fun. There are so many good people in this industry. Come meet them.

### Saturday Stitchers!

October 11, November 8 & December 13, 2025

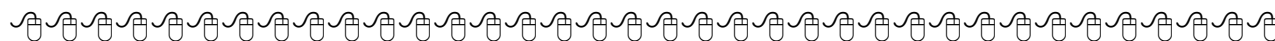
12:30 PM to 4:45 PM



We would like to invite you to join us on the 2<sup>nd</sup> Saturday of every month! Come relax and enjoy the afternoon. Meet new people and say hello to the regulars who have been around for a while. Don't miss out stitching with fellow stitchers. Think of all the projects you could get finished if you were here. Bring your project and come and stitch. What a perfect way to spend a Saturday afternoon. If you don't have a project, remember there is one here just for you.

**Don't forget to check out our website!**

[www.3stitches.com](http://www.3stitches.com)



Tuesday-Saturday 10:00 am – 5:00 pm

Late Night Tuesday 'til 7:00 pm

“We Keep You In Stitches”

Page 11 of 14

# Inside Stitches

281-320-0133  
[www.3stitches.com](http://www.3stitches.com)

7822 Louetta Road  
Spring, Texas 77379

Volume 25 – Number 4  
October, November, December



*The only place where housework comes before needlework is in the dictionary*

Thank you for your patronage.



We will be closed Thursday, November 27  
Open – Friday and Saturday



We will be closed Thursday, December 25  
Open – Friday and Saturday

**COUPON**  
**20% Off on One Item**  
**Bring this newsletter into the shop.**  
**Expires November 1, 2025**



Tuesday-Saturday 10:00 am – 5:00 pm

Late Night Tuesday 'til 7:00 pm

“We Keep You In Stitches”

Page 12 of 14



# Inside Stitches

281-320-0133

[www.3stitches.com](http://www.3stitches.com)

7822 Louetta Road

Spring, Texas 77379

Volume 25 – Number 4

October, November, December



fancithat  
fancithat.com  
pinkpencil@mac.com



Franken-a-box  
approximate design size:  
120 down by 65 across

## Color

- onyx-Weeks Dye Works
- spring grass-Sampler Threads
- × banker's grey-Sampler Threads
- ▲ london fog-Weeks Dye Works
- avocado-Sampler Threads
- turkish red-Weeks Dye Works
- 3 carrot-Weeks dye Works
- 2 chrysanthemum-Weeks Dye Works
- ★ toasted marshmallow-Crescent Colors
- ✱ purple iris-Sampler threads
- ✱ concord grape or iris-Weeks Dye Works
- ◀ straw-Weeks Dye Works

 **3 Stitches**

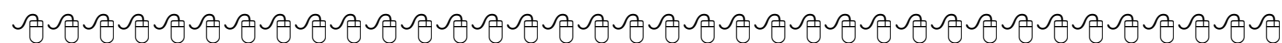
7822 Louetta Road • Spring, TX 77379

281-320-0133

© 2004 fancithat

FOLLOW DIAMOND  
PATTERN OR FILL WITH

Model information: Franken-a-box is stitched over two • 28 count natural linen using 2 ply



Tuesday-Saturday 10:00 am – 5:00 pm

Late Night Tuesday 'til 7:00 pm

“We Keep You In Stitches”

Page 13 of 14

# Inside Stitches

281-320-0133

[www.3stitches.com](http://www.3stitches.com)

7822 Louetta Road

Spring, Texas 77379

Volume 25 – Number 4

October, November, December



*Give Thanks*

© The Primitive Hare - 2012



**Author:** Isabella Abbiati  
**Copyright:** The Primitiver Hare  
**Website:** <http://www.theprimitivhare.com>  
**Fabric:** 30 ct Old Salem Linen  
**Grid Size:** 73W x 89H  
**Design Area:** 11,79 cm x 15,24 cm (65 x 84 stitches)

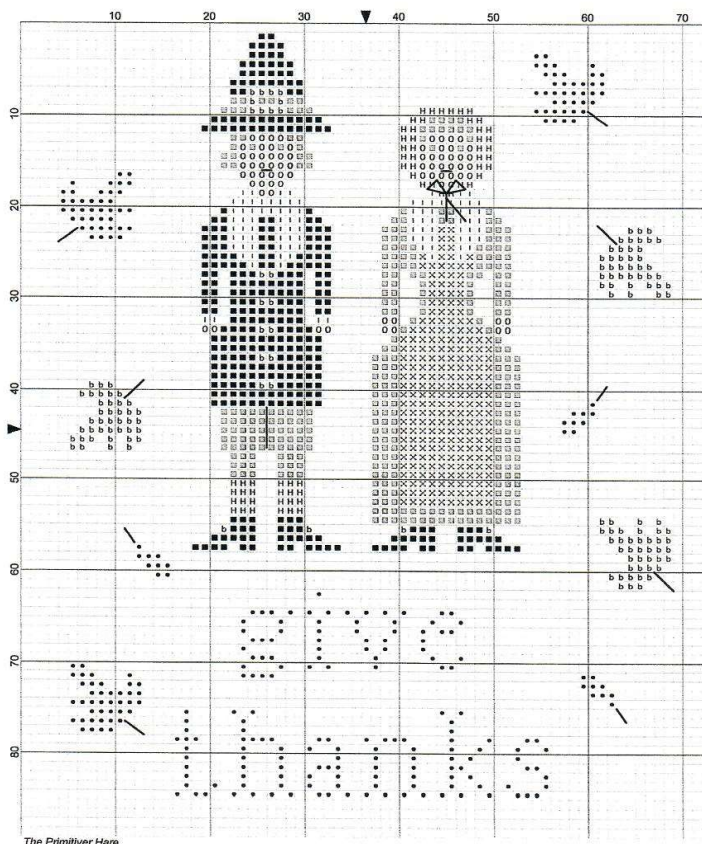
**Legend:**

× [2] Steel by Nina's Thread	[ ] [2] DMC 3865 winter white
o [2] DMC 543 beige brown - ul vy lt	• [2] Mossy Brick by Nina's Threads
□ [2] DMC 838 beige brown - vy dk	H [2] DMC 642 beige gray - dk
b [2] Amber by Nina's Threads	■ [2] DMC 310 black

**Backstitch Lines:**

— DMC-838 beige brown - vy dk — DMC-310 black

3 Stitches  
 7822 Louetta Rd.  
 Spring, TX 77379



The Primitiver Hare

[www.theprimitivhare.com](http://www.theprimitivhare.com)  
[www.theprimitivhare.blogspot.com](http://www.theprimitivhare.blogspot.com)  
 mail to: [orders@theprimitivhare.com](mailto:orders@theprimitivhare.com)



Tuesday-Saturday 10:00 am – 5:00 pm

Late Night Tuesday 'til 7:00 pm

“We Keep You In Stitches”

Page 14 of 14