

# Inside Stitches

281-320-0133  
[www.3stitches.com](http://www.3stitches.com)

7822 Louetta Road  
Spring, Texas 77379

Volume 26 – Number 1  
April, May & June



## Stoney's Word

**S**ummer will soon be here in Spring, Texas. Those long hot days to be inside in the air conditioning and running your needle. Oh, how much fun to look forward too. However, there is always time for stitching. Come in and let us help you plan your projects for the year. You pick the chart and we do the rest. Remember to always ask questions as we have answers. What we don't know we know someone who does.

You also might want to join some of our groups which meet here at the shop. There are the Wednesday stitchers which meet every Wednesday morning from 10:00 am to 12:00. Bring your stitching project and come and join us on the second Saturday of the month from 12:30 to 4:45 pm stitching.



**Sunday, May 10, 2026**

**10:00 am – 5:00 pm**

Come in on Saturday, May 11 for a chance to win a pair of elegant scissors.



Tuesday-Saturday 10:00 am – 5:00 pm

Late Night Tuesday 'til 7:00 pm

“We Keep You In Stitches”

Page 1 of 13

# Inside Stitches

281-320-0133  
[www.3stitches.com](http://www.3stitches.com)

7822 Louetta Road  
Spring, Texas 77379

Volume 26 – Number 1  
April, May & June




## So Easy Chicken Bake

1 Quarter chickens.  
Lay in aluminum tall sided cookware.  
(Throw-away type.)  
Add potatoes, carrots, celery and onions (cut up).  
Cover (pour) with large jar of picante sauce and  
Add water, if needed.  
Cover top with aluminum foil.  
Bake in oven or BBQ pit until done, approximately  
1 ½ to 2 hours.



## Baked Banana

1 banana sliced lengthwise  
1 square aluminum foil  
1 pat margarine  
1 Tbs. brown sugar  
Few drops vanilla extract



Place banana slices in middle of foil – add margarine, brown sugar and vanilla. Wrap up and put on the fire – does not take long. Everyone makes their own.



Tuesday-Saturday 10:00 am – 5:00 pm

Late Night Tuesday ‘til 7:00 pm

“We Keep You In Stitches”

Page 2 of 13

# Inside Stitches

281-320-0133  
[www.3stitches.com](http://www.3stitches.com)

7822 Louetta Road  
Spring, Texas 77379

Volume 26 – Number 1  
April, May & June




## Stitching Tips: Helpful Hints

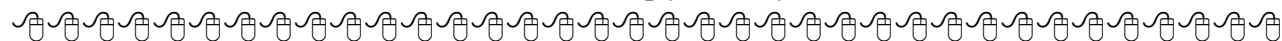
The best way to understand needlepoint is to compare it with the popular counted cross stitch. Counted cross stitch is a form of embroidery worked on fabric: it decorates the surface of the fabric.

In contrast, needlepoint is embroidery worked into an open mesh canvas, and the stitches themselves actually create the fabric.

In counted cross stitch, the fabric serves as the background for a design: in needlepoint, the entire canvas—design and background—is usually covered with stitches, creating an especially durable surface. If you're a cross stitcher, it may seem you'll need to do twice as much stitching, but that's not true. The basic needlepoint stitch requires only one motion to make, while each cross stitch requires two!



*Remember we are here to help you. All you have to do is ask*



Tuesday-Saturday 10:00 am – 5:00 pm

Late Night Tuesday 'til 7:00 pm

“We Keep You In Stitches”

Page 3 of 13

# Inside Stitches

281-320-0133  
[www.3stitches.com](http://www.3stitches.com)

7822 Louetta Road  
Spring, Texas 77379

Volume 26 – Number 1  
April, May & June



Tales From The Teacher

**K**nowledge brings wisdom and wisdom brings ease of needlework. The more you know the easier and more relaxing it is. When I sit down in a chair, I sit down with a needle in my hand. Stitching becomes very relaxing after a stressful event. It takes out the frustration.

Classes allow you to meet people with the same interest. It opens up a whole new world of needlework. Come ask questions and get answers. It is a fun event that will make you more relaxed in the needlework world. Learning becomes fun when shared with others. All of us learn together. We develop friendships through the needlework world. So many people would have never known each other had they not met here at this shop. Come join us for friendship and relaxation. We would love to have you.

Classes **must** be paid at the time of reservation. If you need to cancel a class, we must be notified 24 hours prior to the date to receive store credit. Should you need a private class, call for an appointment. Private classes are priced according to supplies and length. If you have a question, just ask.



Tuesday-Saturday 10:00 am – 5:00 pm

Late Night Tuesday ‘til 7:00 pm

“We Keep You In Stitches”

Page 4 of 13

# Inside Stitches

281-320-0133  
[www.3stitches.com](http://www.3stitches.com)

7822 Louetta Road  
Spring, Texas 77379

Volume 26 – Number 1  
April, May & June



## Saturday Stitches!

Saturday, April 11, May 9, & June 13  
12:30 PM – 4:45 PM



Join us the 2<sup>nd</sup> Saturday of each month for a visit and stitch afternoon. Stitches enjoy meeting new friends and visiting with old friends. You can visit with people who share your same interest. You can get those projects finished. Who knows what new stitchers you may meet. Have an afternoon to remember.

## Sampler Class!

Thursday, April 9, May 14, June 11, 2026  
7:00 PM – 9:00 PM



We started in January and will meet once a month until the piece is finished. The piece is stitched on 28 Ct. Matter's Tea Towel Linen by Dames of the Needle. We are stitching with Classic Colorworks, Gentle Art, and Weeks Dye Works overdyed threads. There are numerous different colors. Lots of stitches to learn and different ways to show shading. Upside down stitching as well as regular crosses. The proper way to stitch borders. Different techniques to learn in the stitching world. Sign up now and you will have no problem with the class. Remember we are here to help you.

## Fiber Club!

Tuesday, April 14, May 19, and June 16  
7:00 PM – 9:00 PM



Want to learn what all you can do with different fibers? Here is your chance. You can learn while making a finished piece you will be proud to own. We are stitching on 20 Ct. Natural Brown Linen with numerous fibers – Classic Colorworks, Weeks Dye



Tuesday-Saturday 10:00 am – 5:00 pm

Late Night Tuesday 'til 7:00 pm

“We Keep You In Stitches”

Page 5 of 13

# Inside Stitches

281-320-0133  
[www.3stitches.com](http://www.3stitches.com)

7822 Louetta Road  
Spring, Texas 77379

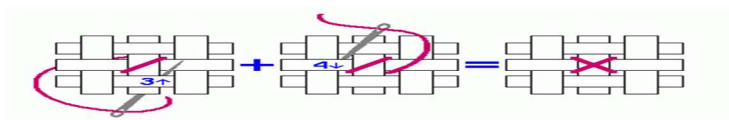
Volume 26 – Number 1  
April, May & June



Works, Gumnut Yarns Daisies, Thread Gatherer Silken Pearl, Gloriana, and Rainbow Gallery. Remember we can always make you a kit.

## Brush Up On The Basics!

Saturday, April 18  
9:00 AM–11:00 AM  
(\$28.00)



Come join us for a “brush up” class on stitching on **Aida** as well as **Linen fabric**. Yes, basic first but then there is always more to add. There is always something to learn in the stitching world. Then when we know things perhaps we forget some. In this class we will cover all sorts of questions and answers. You get real smart when you think you know everything but don't and probably can't. Needlework and especially heirloom needlework are always a learning process. All supplies included plus class.



## Late Afternoon Stitching

Saturday, April 25  
5:00 pm – 9:00 pm (\$5.00)

**Sign up**, bring a snack, and come stitch the early evening away. You will enjoy the relaxed surroundings. Visit with old friends and meet new ones. This is an early evening we promise you will be glad that you attended.



Additional classes will be offered  
Check our website at [www.3stitches.com](http://www.3stitches.com)



through the year ahead.  
for details.



Tuesday-Saturday 10:00 am – 5:00 pm

Late Night Tuesday 'til 7:00 pm

“We Keep You In Stitches”

Page 6 of 13

# Inside Stitches

281-320-0133  
[www.3stitches.com](http://www.3stitches.com)

7822 Louetta Road  
Spring, Texas 77379

Volume 26 – Number 1  
April, May & June

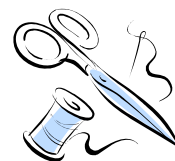


Remember to always sign up early as we have to prepare a kit for you. Getting supplies takes longer than in the past.

*Remember there is always something new to learn!*

Come to our home to stitch!

**New! New!  
New!**



*The Virtual Market will be held the end of August. Lots and lots of “new” merchandise will be available for us to buy for the shop. Designers will be sending in emails featuring the new charts, threads, fabrics, etc. that will be available for us to purchase. Designers love to make us aware of anything new they have coming out. Remember all designers do not work at the same speed. Once the merchandise is received in the shop, the items have to be checked in and priced which takes hours of time from employees of the shop. Displays to be made. Lots of hours of work which we enjoy but take time. Remember we are a well stocked and established shop.*

Designers design, we see, and we want. Who ever heard of anyone having **too much stash**? If you are looking for something special, give us a call. We either have it, it is on its way to the shop, or we can get it. We not only have an **online shop** but a **retail shop**. Our shop has the items needed to complete a project – chart, fabric, thread, embellishments, etc. We are in the needlework business!

**3 Stitches** is a “one stop shop”. We not only know where to get the project but also how to do the project. We have a website, [www.3stitches.com](http://www.3stitches.com) or you can always email us at [3stitches@3stitches.com](mailto:3stitches@3stitches.com) with questions. Come in and let us help you.



Tuesday-Saturday 10:00 am – 5:00 pm

Late Night Tuesday ‘til 7:00 pm

“We Keep You In Stitches”

Page 7 of 13

# Inside Stitches

281-320-0133  
[www.3stitches.com](http://www.3stitches.com)

7822 Louetta Road  
Spring, Texas 77379

Volume 26 – Number 1  
April, May & June



**Praiseworthy Stitches** is releasing the best mermaid you have ever seen – Sirens of the Sea. Come and hear the mermaids sing of all the treasures of the deep! But be careful, they may try to convince you to join them in their songs! “Spooky Jack” is a limited edition kit. It comes packaged with this spooky pumpkin tin bucket, beaded scissor fob, & pincushion. All materials and complete finishing instructions are included. “Stars & Stripes Stacker” is the latest stacker and is getting a jump on celebrating the 250<sup>th</sup> anniversary of the USA. An antique spool will be included in the chart. “Owl-A-Day Inn” is a Halloween house that is a spooktacular place to stay! But don’t be surprised if you enjoy it so much you never want to leave! “Christmas Flower” is a limited edition kit that comes packaged with a acrylic globe, beads, ribbons & trim. All materials and complete finishing instructions are included. “Tiny Quaker Etui Kit” is a kit that includes linen, beads, floss, finishing materials, and fabrics. All materials and complete finishing instructions are included.

**Waxing Moon Designs** has “Wintertime Sampler” is a small snow sampler with a red house, tree, and a border around the outside.



**Tiny Modernist**

**Rosewood Manor**

**Pansy Patch Quilts**

**Luhu Stitches**

**Little House Needleworks**

**Jardin Prive**

**Ink Circles**

**Erica Michaels**



Tuesday-Saturday 10:00 am – 5:00 pm

Late Night Tuesday ‘til 7:00 pm

“We Keep You In Stitches”

Page 8 of 13

# *Inside Stitches*

281-320-0133  
[www.3stitches.com](http://www.3stitches.com)

7822 Louetta Road  
Spring, Texas 77379

Volume 26 – Number 1  
April, May & June



**Artful Offerings**

**Blueberry Ridge**

**Little Robin Designs**

**Petal Pusher**

**Hands On Design**

**Primrose Cottage**

**Heartstring Samplery**

**Mani di Donna**

**Silver Creek Samplers**

## **HELP WANTED!**

*Think you would enjoy knowing the latest in the needlework world? Want to learn more about the industry? Perhaps you would enjoy being part of our team? If this sounds like something that you would like to do, please come and see Pam.*

## **COMING ATTRACTION**



Tuesday-Saturday 10:00 am – 5:00 pm

Late Night Tuesday 'til 7:00 pm

“We Keep You In Stitches”

Page 9 of 13

# Inside Stitches

281-320-0133  
[www.3stitches.com](http://www.3stitches.com)


7822 Louetta Road  
Spring, Texas 77379

Volume 26 – Number 1  
April, May & June



## 3 Stitches Gathering

May 7, 14, 21, & 28  
10:00 AM - 12:00 Noon



Wednesday morning is **stitching time** from 10:00 AM – 12:00 PM. Enjoy the morning by starting the day off right. What a great place to stitch - good lighting and share stitching with others who enjoy your interest. Be a part of a group who enjoys stitching and having fun. There are so many good people in this industry. Come meet them.

## Saturday Stitchers!

April 11, May 9 & June 13, 2026  
12:30 PM to 4:45 PM



We would like to invite you to join us on the 2<sup>nd</sup> Saturday of every month! Come relax and enjoy the afternoon. Meet new people and say hello to the regulars who have been around for a while. Don't miss out stitching with fellow stitchers. Think of all the projects you could get finished if you were here. Bring your project and come and stitch. What a perfect way to spend a Saturday afternoon. If you don't have a project, remember there is one here just for you.

**Don't forget to check out our website!**

[www.3stitches.com](http://www.3stitches.com)



Tuesday-Saturday 10:00 am – 5:00 pm

Late Night Tuesday 'til 7:00 pm

“We Keep You In Stitches”

Page 10 of 13

# Inside Stitches

281-320-0133  
[www.3stitches.com](http://www.3stitches.com)

7822 Louetta Road  
Spring, Texas 77379

Volume 26 – Number 1  
April, May & June



*The only place where housework comes before needlework is in the dictionary*

Thank you for your patronage.

**COUPON**  
**20% Off on One Item**  
**Bring this newsletter into the shop.**  
**Expires September 3, 2026**



Tuesday-Saturday 10:00 am – 5:00 pm

Late Night Tuesday 'til 7:00 pm

“We Keep You In Stitches”

Page 11 of 13

# Inside Stitches

281-320-0133  
[www.3stitches.com](http://www.3stitches.com)

7822 Louetta Road  
 Spring, Texas 77379

Volume 26 – Number 1  
 April, May & June



Compliments of

**wichelt  
 imports, inc.**


N162 Hwy 35 Stoddard, WI 54658  
[www.wichelt.com](http://www.wichelt.com)

**3 Stitches**  
 281-320-0133 • Spring, TX

*We Come Together...*

Designed by

**ERICA MICHAELS**  
 DESIGNS FOR COUNTED CROSS STITCH



Fabric: 18ct Fireside Beige/Red #2111-30 or Beige/Beige #2111-22 for pillow

Stitching over 2 threads with Caron Collection & DMC perle cotton:

- X Watercolours #150 Night Sky - 1 ply
- O Watercolours #164 Cinnabar - 1 ply
- size 5 perle #436 - 1 strand
- \* size 5 perle white - 1 strand

Fabric: 18ct Natural Light Linen #59-140 for ornament

Stitching over 1 thread with Weeks Dye Works Floss - 2 ply each color:

- X Deep Sea 2104
- O Garnet 2264
- Schneckley 1223
- \* Whitewash 1091

Alternative DMC colors - 4 ply floss or 1 strand #5 perle cotton over two for pillow, 2 ply floss over one for ornament.

- X #311 Dark Blue
- O #221 Dark Red or #815 Garnet
- #436 Old Gold
- \* White

After Cross stitching, add star buttons or charms as you like - a white one on the blue field looks good, as well as smaller ones "sprinkled" about.

Go to [www.ericamichaels.com](http://www.ericamichaels.com) to see more designs!

© 2001 by Linda Stolz dba Erica Michaels. This design may be reproduced for newsletter or handout, but is not to be sold.



Tuesday-Saturday 10:00 am – 5:00 pm

Late Night Tuesday 'til 7:00 pm

“We Keep You In Stitches”

Page 12 of 13

# Inside Stitches

281-320-0133  
[www.3stitches.com](http://www.3stitches.com)

7822 Louetta Road  
 Spring, Texas 77379

Volume 26 – Number 1  
 April, May & June



*Imaginating*  
 with  
 Marilyn Clark, Inc.

## HOME SWEET HOME


### MATERIALS NEEDED

- .#14 Fiddler's Cloth - 8" x 10"
- .Approximate framed size 5" x 7"
- .#24 Tapestry Needle
- .DMC 6-Ply Embroidery Floss
- .Use two plies for all stitches.

SYMBOL	DMC#	COLOR
v	347	Salmon/Very Dark
o	367	Pistachio Green/Dark
.	729	Old Gold/Medium
•	801	Coffee Brown/Dark
x	931	Antique Blue/Medium

### KEY FOR BACKSTITCHES

- .All backstitches - 801 - 2 plies



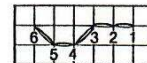
### STITCH DIAGRAMS

**CROSS STITCH** – The symbols (\*, x, o, etc.) represent cross stitches. Be sure they all cross in the same direction. You may do one complete cross stitch at a time, or you may do a row of underneath stitches and then go back and put in the top stitches.



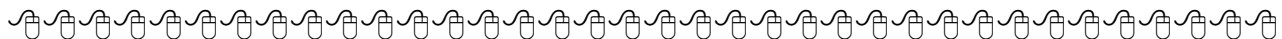
**BACKSTITCH** – All outline stitches are worked with backstitches.

The sequence is:  
 Up hole 2, down hole 1.  
 Up hole 3, down hole 2.  
 Up hole 4, down hole 3, etc.



### MAY BE REPRODUCED

P.O. Box 24 • Kent, Ohio 44240-0024 • (216) 678-6476



Tuesday-Saturday 10:00 am – 5:00 pm

Late Night Tuesday 'til 7:00 pm

“We Keep You In Stitches”

Page 13 of 13